

* incl. 20 [-5; +30] mm pull out

3D model is available on request or www.hyva.com

Specifications		Max. pump flow		Tipping time	
Max. working pressure	250 bar	With KO ¹	190 L/min	With KO ¹	35 sec
Weight	288 kg	Without KO ¹	137 L/min	Without KO ¹	48 sec
Working volume	110 L	With KO ¹ below -20°C	133 L/min	With KO ¹ below -20°C	50 sec
Total volume	119 L	Without KO ¹ below -20°C	96 L/min	Without KO ¹ below -20°C	69 sec
Max. cyl. load (start tipping)	245 kN			Allowable lowering time	35 sec
Max. cyl. load (end of stroke) ²	133 kN				
Max. cyl. load (end of stroke) ³	155 kN				

Technical notes

- This cylinder is a lifting device only.
- It should not be used as a structural member and should not be subjected to side loads.
- Tipping valve must have a pressure relief at the cylinder port set not higher than max. working pressure.
- Verify max. cyl. load.
- Working temperature range is between -40°C and +80°C.
- Max. duration of extension is 0.5 hours (excluded hard chromed stages).
- Cylinder is painted black (RAL9005) with a min. thickness conforming to the 480 hours neutral salt spray test as per ISO 9227.
- ¹ Hyva knock-off.
- ² Unsubstantial unloading (sticky load).
- ³ Substantial unloading.

Related documentation

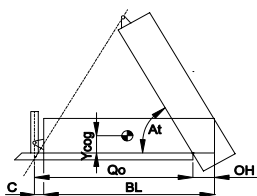
Bracket options:	015BRA10
Mounting instructions:	CYL-0031
Oil specifications:	OIL-0011
Spec sheet explanation:	CYL-0041

Configuration

Extension	1	2	3	4	5	6	7	Total
Effective diameter [mm]	191	169	149	129	110	91		6460
Stroke* [mm]	1150	1170	1170	1170	1170	630		

Tipping weight

For detailed tipping calculations please refer to: <https://tipper.hyva.com>



BL body length
OH rear overhang
Ycog vert. pos. centre of gravity
Qo pivot length
C bracket length
At tipping angle
stroke x 60 / Qo

BL [mm]	200	8600	800	200	8200	800	200	7800	800
OH [mm]	45	500	49	47	500	52	50	500	55
At [°]	45	47	49	47	49	52	49	52	55
Ycog [mm]	45	48	52	47	51	56	49	53	
C	45	48	52	47	51	56	49	53	
At	45	48	52	47	51	56	49	53	
	45	48	52	47	51	56	49	53	

Tipping weight [ton] at maximum pressure of 250 bar for a vertically mounted cylinder and C is 158 mm

Pos.	Part no.	Description	Qty.
C01	71839250	DUST RING FL2 191	1
P01	74462381	PISTON FL3 S 091-1365-HC (SR=540)	1
P02	71853091K	SLIDER FL 091 (2 X 1/2) A22	1
P03	71851091K	OUTER STOPRING FL 091 A22	1
P04	71822091	BOTTOM PLATE PISTON FL 091	1
P05	01745012K	CIRCLIP 82 DIN 472 (87.5x2.5)	1
P06	71870215K	O-RING PISTON BOTTOM 091	1
P07	71847220	P. EYE SOLID FL3 091 L=075 H=50 WD=80	1
P08	01226430K	O-RING 72.62 X 3.53 MM	1

S51	74603370	STAGE FL2 110-1360	1
S52	71802110K	PACKSET FL 110	1
S53	71853110K	SLIDER FL 110 (2 X 1/2) A22	1
S54	71851110K	OUTER STOPRING FL 110 A22	1
S55	71852110K	LIFTRING FL 110 A22	1

S41	74604370	STAGE FL2 129-1360	1
S42	71802129K	PACKSET FL 129/HP 129	1
S43	71853129K	SLIDER FL 129 (2 X 1/2) A22	1
S44	71851129K	OUTER STOPRING FL 129 A22	1
S45	71852129K	LIFTRING FL 129 A22	1

S31	74605370	STAGE FL2 149-1360	1
S32	71802149K	PACKSET FL 149/HP 150	1
S33	71807151K	SLIDER FL 149 A35	1
S34	71851149K	OUTER STOPRING FL 149 A22	1
S35	71852149K	LIFTRING FL 149 A22	1

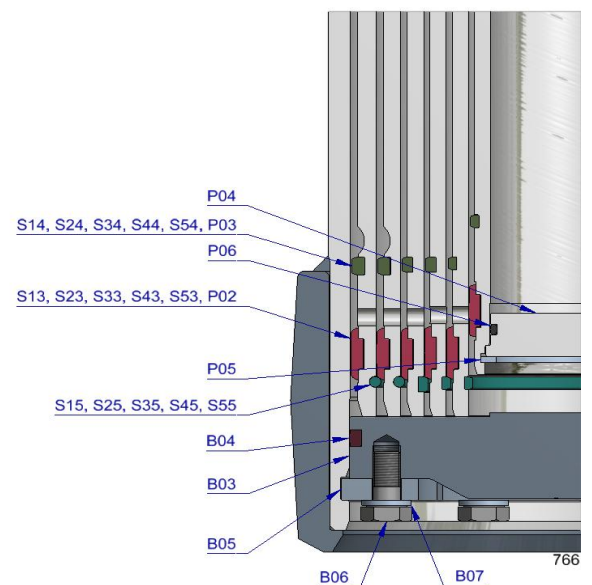
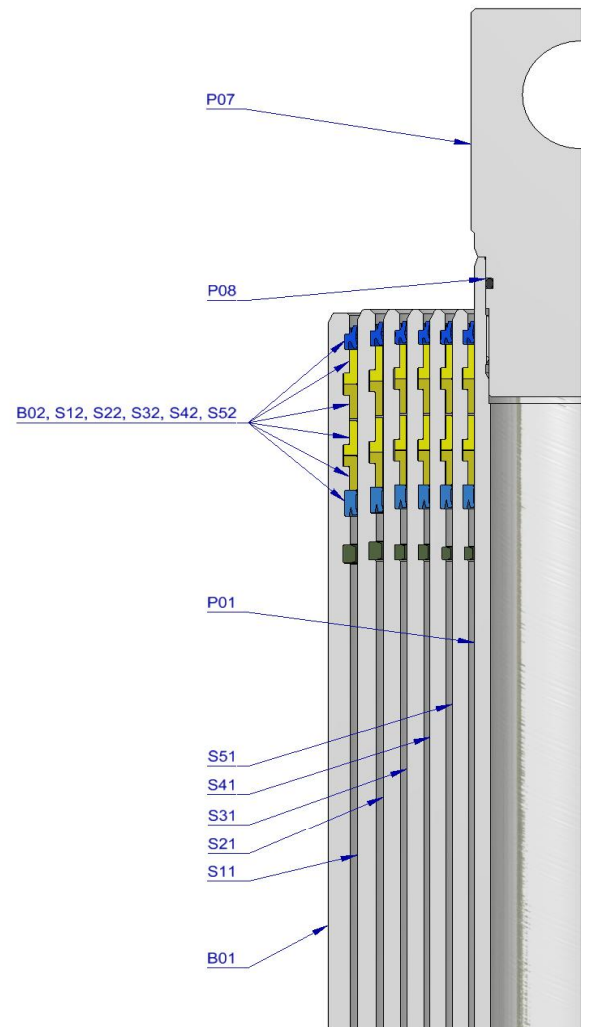
S21	74606370	STAGE FL2 169-1360	1
S22	71802169K	PACKSET FL 169	1
S23	71807171K	SLIDER FL 169 A35	1
S24	71851169K	OUTER STOPRING FL 169 A22	1
S25	71813169K	LIFTRING FL 169x5	1

S11	74607370	STAGE FL2 191-1360	1
S12	71802191K	PACKSET FL 191	1
S13	71807193K	SLIDER FL 191 A35	1
S14	71851191K	OUTER STOPRING FL 191 A22	1
S15	71813191K	LIFTRING FL 191x5	1

B01	74508372	BASE FL2 214-1411-4/4BSAE-190-90	1
B02	71802214K	PACKSET FL 214	1
B03	71825435	BOTTOM PLATE FL2 214	1
B04	71870045K	SEAL BOTTOM PLATE FL 214	1
B05	71820214	LOCKING PLATE FL 214	3
B06	01732020K	BOLT HEX M12X25X1.25 SET 6 PCS	1
B07	01732523K	WASHER SPRING M12 SET 6 PCS	1

Seal kit complete

71908760K	Consists of all packsets with packset grease and O-rings
-----------	--



Notes

The inner stopring and piston bottom are pre-mounted on spare bases, stage and pistons. Therefore, when ordering new tubes, it is not required to order these parts separately.

For repair instructions see: CYL-0040. Serial no. is located on type plate and near type plate support.